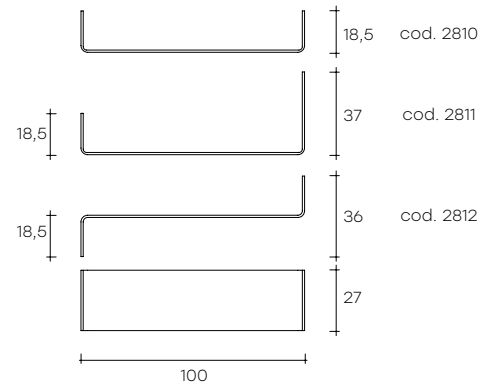


babila

DESIGN
LUCA CASINI

modello registrato
registered model

portata sul piano: 25 kg
load capacity on shelf: 25 kg



Mensola in vetro curvato da 10 mm. Shelf in 10 mm-thick curved glass.

| dimensioni L, P, H dimensions L, W, H (cm) | COD./CODE | L | P/W | H | peso netto net weight (kg) | peso lordo gross weight (kg) | volume imballo package volume (m ³) |
|--|-------------|-----|-----|------|----------------------------------|------------------------------------|---|
| Mensola. Reggimensola escluso. Glass shelf. Shelf bracket not included. | 2810 | 100 | 27 | 18,5 | 10 | 16 | 0,14 |
| | 2811 | 100 | 27 | 37 | 13 | 21 | 0,27 |
| | 2812 | 100 | 27 | 36 | 10 | 17 | 0,21 |
| Reggimensola in metallo cromato, confezione da due pezzi. Non compreso nel prezzo della mensola. Brackets in chromed metal. Min. 2 pcs (not included in the price of the shelf). | 1167 | | | | 0,5 | 1 | 0,01 |

FINITURE VETRO DISPONIBILI AVAILABLE GLASS FINISH

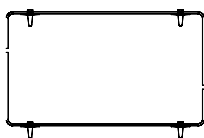
SPESSORE THICKNESS

Vetro extralight
Extralight glass

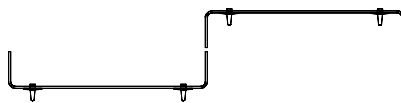
10 mm

COMPOSIZIONI / COMPOSITIONS

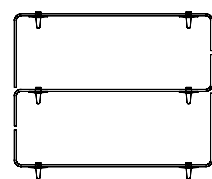
COMP. 1 2 pezzi
COMP. 1 2 pieces



COMP. 2 2 pezzi
COMP. 2 2 pieces

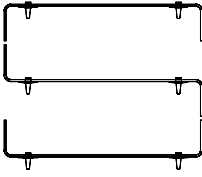


COMP. 3 3 pezzi
COMP. 3 3 pieces

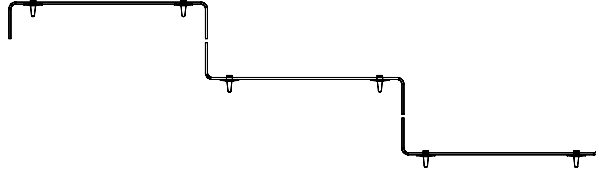




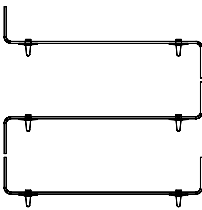
COMP. 4 3 pezzi
COMP. 4 3 pieces



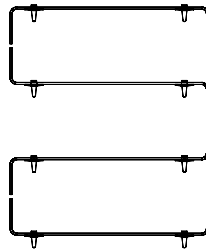
COMP. 5 3 pezzi
COMP. 5 3 pieces



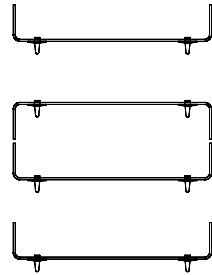
COMP. 6 3 pezzi
COMP. 6 3 pieces



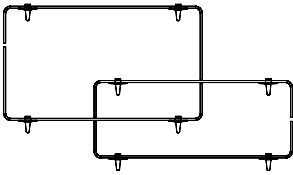
COMP. 7 4 pezzi
COMP. 7 4 pieces



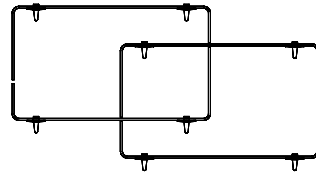
COMP. 8 4 pezzi
COMP. 8 4 pieces



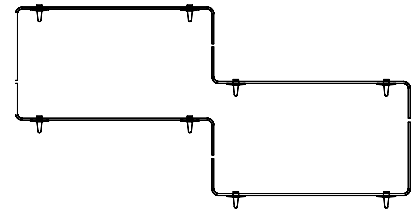
COMP. 9 4 pezzi
COMP. 9 4 pieces



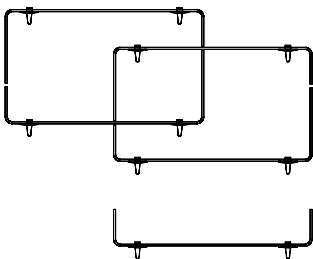
COMP. 10 4 pezzi
COMP. 10 4 pieces



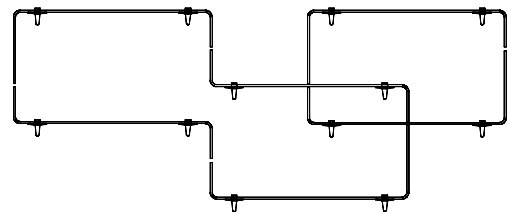
COMP. 11 4 pezzi
COMP. 11 4 pieces



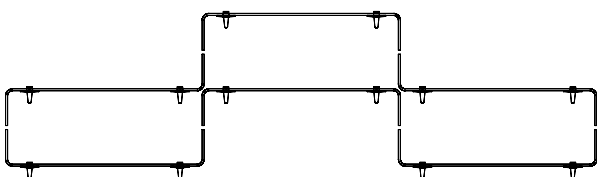
COMP. 12 5 pezzi
COMP. 12 5 pieces



COMP. 13 6 pezzi
COMP. 13 6 pieces



COMP. 14 6 pezzi
COMP. 14 6 pieces



COMP. 15 6 pezzi
COMP. 15 6 pieces

