




Wafer

Narrow panels divided by a slim gap run all around the Wafer units, creating geometric and colour effects reminiscent of wafer biscuits. Elements in matt or gloss lacquer, lacquer or stained ash veneer. Top and groove handle in matt or gloss lacquer, lacquer or stained ash veneer. Available with glass top matt or gloss lacquer, concrete effect finish.

Intorno ai contenitori Wafer, una serie di fasce lievemente distanziate fra loro generano un gioco geometrico e cromatico simile a strati sovrapposti. Elementi in laccato opaco o lucido, impiallacciato frassino laccato o tinto. Coperchio e gola in laccato opaco o lucido, impiallacciato frassino laccato o tinto. Disponibile top in vetro laccato opaco o lucido, finitura cemento.

TECHNICAL DETAILS


Dimensions




L 44,8 H 18,8 P 44,7
W 17 5/8 H 7 3/8 D 18 2/8




L 67,2 H 18,8 P 44,7 - 53,1
W 26 4/8 H 7 3/8 D 18 2/8 - 20 7/8




L 100,8 H 18,8 P 53,1
W 39 5/8 H 7 3/8 D 20 7/8




L 134,4 H 18,8 P 53,1
W 52 7/8 H 7 3/8 D 20 7/8




L 44,8 H 24,4 P 44,7
W 17 5/8 H 9 5/8 D 18 2/8



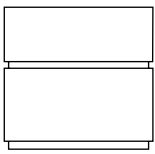
L 67,2 H 24,4 P 44,7 - 53,1
W 26 4/8 H 9 5/8 D 18 2/8 - 20 7/8




L 100,8 H 24,4 P 53,1
W 39 5/8 H 9 5/8 D 20 7/8




L 134,4 H 24,4 P 53,1
W 52 7/8 H 9 5/8 D 20 7/8




L 44,8 H 42,8 P 44,7
W 17 5/8 H 16 7/8 D 18 2/8




L 67,2 H 42,8 P 44,7 - 53,1
W 26 4/8 H 16 7/8 D 18 2/8 - 20 7/8




L 44,8 H 48,4 P 44,7
W 17 5/8 H 19 D 18 2/8




L 67,2 H 48,4 P 44,7 - 53,1
W 26 4/8 H 19 D 18 2/8 - 20 7/8




L 100,8 H 66,8 P 53,1
W 39 5/8 H 26 2/8 D 20 7/8



L 134,4 H 66,8 P 53,1
W 52 7/8 H 26 2/8 D 20 7/8

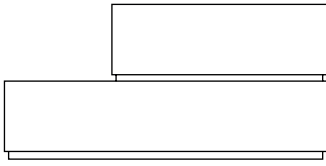


L 100,8 H 72,4 P 53,1
W 39 5/8 H 28 4/8 D 20 7/8

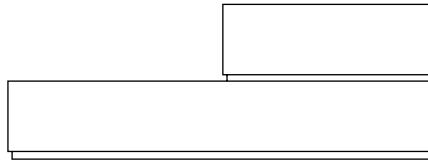


L 134,4 H 72,4 P 53,1
W 52 7/8 H 28 4/8 D 20 7/8

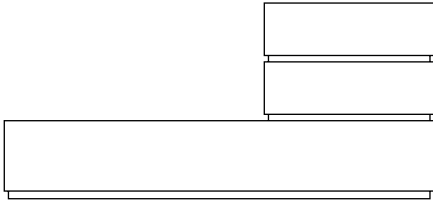
Dimensions



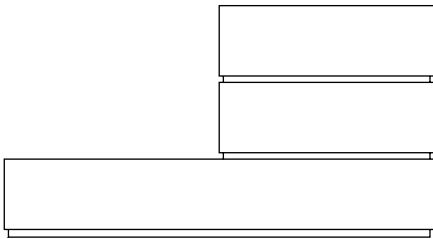
L 100,8 H 48,4 P 53,1
W 39^{5/8} H 19 D 20^{7/8}



L 134,4 H 48,4 P 53,1
W 52^{7/8} H 19 D 20^{7/8}

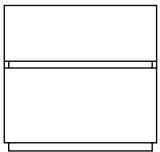


L 134,4 H 61,4 P 53,1
W 52^{7/8} H 24^{1/8} D 20^{7/8}




L 134,4 H 72,4 P 53,1
W 52^{7/8} H 28^{4/8} D 20^{7/8}


Wafer Easy



L 44,8 H 42,8 P 44,7
W 17^{5/8} H 16^{7/8} D 18^{2/8}



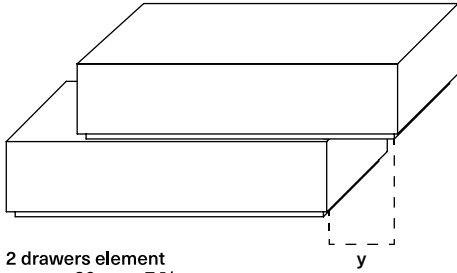
L 100,8 H 66,8 P 53,1
W 39^{5/8} H 26^{2/8} D 20^{7/8}




L 67,2 H 114,8 P 44,7
W 26^{4/8} H 45^{2/8} D 18^{2/8}

Cantilevered compositions

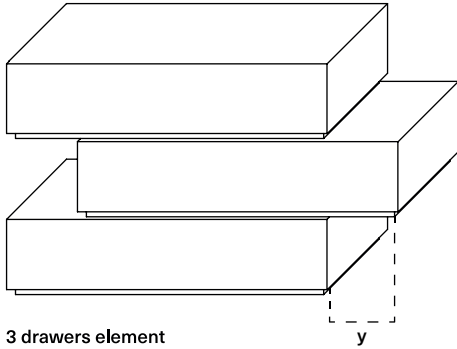
Compositions of cantilevered
Wafer elements for modules
L 100,8 – 134,4
W 39 5/8 – 52 7/8



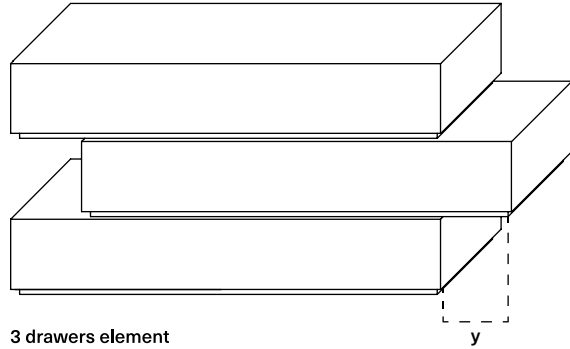
2 drawers element
 $y = \max 20 \text{ cm} - 7 \frac{7}{8}$
L 100,8 – W 39 5/8



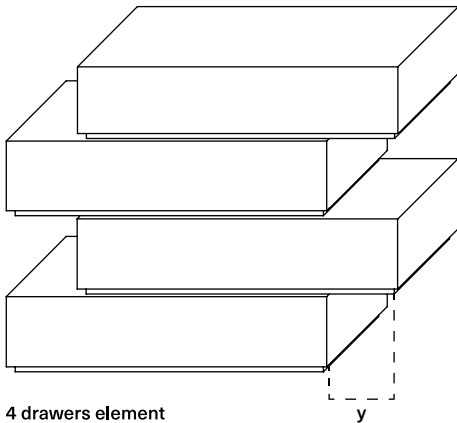
2 drawers element
 $y = \max 20 \text{ cm} - 7 \frac{7}{8}$
L 134,4 – W 52 7/8



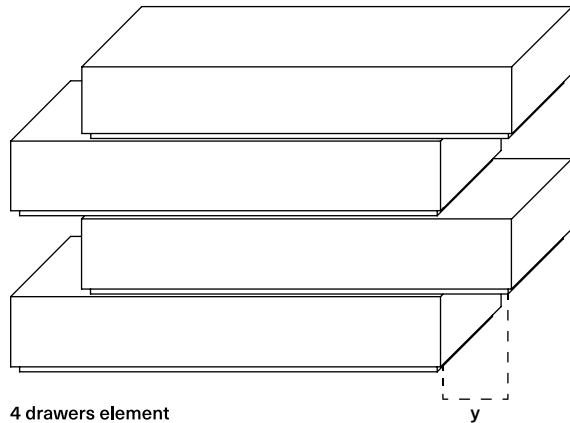
3 drawers element
 $y = \max 20 \text{ cm} - 7 \frac{7}{8}$
L 100,8 – W 39 5/8



3 drawers element
 $y = \max 20 \text{ cm} - 7 \frac{7}{8}$
L 134,4 – W 52 7/8



4 drawers element
 $y = \max 20 \text{ cm} - 7 \frac{7}{8}$
L 100,8 – W 39 5/8



4 drawers element
 $y = \max 20 \text{ cm} - 7 \frac{7}{8}$
L 134,4 – W 52 7/8

FINISHES

Lacquer matt and gloss

			
Neve	Pomice	Latte	Canapa
			
Avena	Beige	Corda	Lino
			
Tufo	Visone	Spago	Fango
			
Grafite	Colombo	Basalto	Piombo
			
Grigio	Asfalto	Nero	Pioggia
			
Argilla	Ferro	Ambra	Miele
			
Rosso Rubino	Cameo	Conchiglia	Oliva
			
Alpi	Notte		


FINISHES

Lacquer matt on ash



FINISHES

Wood stained ash



Termocotto




Iron




Brown



Cenere



Nut



Vintage

Glass: coloured matt and gloss



Neve



Spago



Grigio



Grafite

Concrete effect (insert only)



Bianco



Grigio



Ecrù



Corten