




## Twin

Linear symmetry and colour contrast are the distinctive design features of the Twin wardrobe, with horizontal recessed handles that create a design motif on the surface of the door fronts. Hinged door wardrobe. Door in matt or gloss lacquer, lacquer or stained ash veneer. Recessed groove handle in matt or gloss lacquer, cemento, lacquer or stained ash veneer, concrete effect finish.

Simmetria di linee e contrasto di colori: è il segno distintivo dell'armadio Twin, con maniglie a incasso orizzontali che creano un motivo grafico sulla superficie delle ante. Armadio battente. Ante in laccato opaco o lucido, impiallacciato frassino laccato o tinto. Maniglia ad incasso in laccato opaco o lucido, cemento, impiallacciato frassino laccato o tinto, finitura cemento.

FINISHES

Lacquer matt and gloss



Neve




Pomice



Latte



Canapa



Avena



Beige



Corda



Lino



Tufo



Visone



Spago



Fango




Grafite



Colombo



Basalto



Piombo



Grigio



Asfalto



Nero



Pioggia



Argilla



Ferro



Ambra



Miele



Rosso Rubino



Cameo



Oliva




Alpi



Notte

FINISHES

Lacquer matt on ash



FINISHES

Wood stained ash

---



Termocotto



Iron



Brown



Cenere



Nut



Vintage



Rovere Naturale



Rovere Nero



Noce



Eucalipto

Concrete effect (insert only)

---



Bianco



Grigio



Ecrù



Corten

Interior finishes

---




Fabric



Grey Wood

Metal elements

---

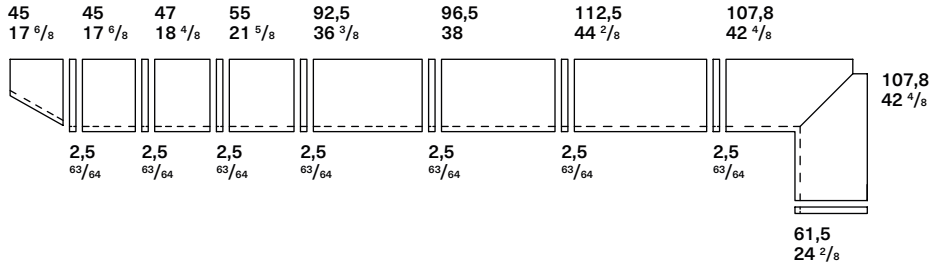


Piombo

TECHNICAL DETAILS

Sliding wardrobe

Width



Height

