

CURRENT LEAD TIME: 6-8 WEEKS

\*As of Feb 24 providing fabric is in stock\*

# FANULI-MADE

AUSTRALIAN SOFA COLLECTION

100% designed &  
manufactured in Australia



AN INTERACTIVE PDF TO FIND YOUR DREAM SOFA**BACK TO THE INDEX****SOFA & MODULAR  
SPEC SHEET**

Click the link for all standard dimensions and line drawings for the corresponding sofa to suit your floor plan.

*Too high? Too low? Too deep? More scatters? Ask us to customize your chosen units.*

**BAY**STANDARD DEPTH: 1040mmSTANDARD SOFA SIZES:

315 / 300 / 285 / 270 / **250** / 235 / 225 / 215 / 205 / 92 CHAIR /  
SMALL & LARGE OTT SQ. / SMALL & LARGE OTT RECT.

*\*Available in a range of modular components to suit any space*



Sydney (02) 9908 2660

Melbourne (03) 9826 8777

fanuli.com

FANULI-MADE

**FANULI-MADE  
SOFA RANGE**

Click the link for further images and details to help you find the perfect style.

**FANULI HOME PAGE**

Click the link to view our full range

BAY	FRANCIS DEEP	ROSSI
BELLA	FRANCIS SHALLOW	SCARLETT
BOSS	GRACE	SHORE
CHARLIE	KEELY	FINISHES
CHLOE	RENN	
ELLIE	ROMI	



As a family business that has been in operation since 1976, here at Fanuli, we understand there is no machine that can truly replace the beauty of a hand-made product. Crafting raw materials into Fanuli furniture, our artisans approach their design with honesty and inspiration from nature.

Each Fanuli sofa and lounge chair is crafted to order in Australia with the utmost care and precision, all while expressing contemporary ideas through quality materials. Using Australian hardwood frames, our sofas are made to be loved and enjoyed every day, finished with careful detailing that keeps them looking their best for many years.

## CUSHIONS

Each cushion is constructed using a high resilient, high-density core. Duck feathering is wrapped around the core and in certain areas, high quality down is used, providing a soft feeling for lumbar support. Feathers are sanitised, and quills are cut, then heat-treated. The feather is combined with silicon-coated fibre balls, which repel the feathers, so they don't get entangled, allowing the cushions to maintain their shape for longer.

## SUSPENSION

Sofa seat suspension is made using hardened steel springs which do not sag, while coated wire is connected to the springs for even suspension. This mechanism offers support that will withstand heavy use indefinitely, as opposed to inferior products which use webbing that has a much more limited lifespan.

## FRAME

All frames are made using certified Victorian ash that have been kiln-dried, then screwed and dowed. Seat boxes are reinforced with right-angle solid blue steel supports. Every hardwood frame is hand-cut and sewn – there is no machinery or computers involved in the process, giving it a truly handcrafted status. All frames come with a lifetime guarantee.

## UPHOLSTERY

Each piece of fabric or leather is individually hand-cut to allow for the tolerances and variation of every unique upholstery. No machinery or automated process are used, further exemplifying the 'made by hand' nature of our sofas.



## A COMMITMENT TO SUSTAINABILITY

---

Over 75% of our materials are sourced from Australian suppliers and we are continuing to develop our approach to ethical and responsible sourcing.

We seek accredited certification standards from suppliers for materials where they exist, including those for timber, down, foam and organic cotton.



### ■ FOAM

100% of the foam we use is Sustainability Certified.

### ■ FEATHER & DOWN

100% of the feather and down used are sourced from certified source: Responsible Down Standard and the Global Organic Textile Standard.

### ■ TIMBER

100% of the timber from certified sustainable sources and have maintained a chain of custody accreditation under FSC and PEFC.

### ■ COTTON

100% of the cotton used is certified to the Global Organic Textile Standard.



Sydney (02) 9908 2660

Melbourne (03) 9826 8777

## FANULI-MADE

### CURRENT LEAD TIME

---

6-8 weeks (as of Feb. 24) providing fabric is in stock

### OPTIONS

---

All sofas shown are available in a large range of sizes, finishes and configurations

Modular components available on all models and customisation available on request

### WARRANTY

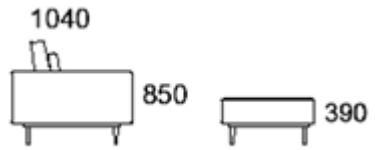
---

10 year structural





## BAY



STANDARD DEPTH: 1040mm

STANDARD SOFA SIZES:

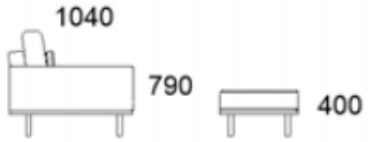
315 / 300 / 285 / 270 / **250** / 235 / 225 / 215 / 205 / 92 CHAIR /  
SMALL & LARGE OTT SQ. / SMALL & LARGE OTT RECT.

\*Available in a range of modular components to suit any space





## BELLA



STANDARD DEPTH: 1040mm

STANDARD SOFA SIZES:

300 / 285 / 270 / 255 / 245 / 235 / 225 / 215 / 205 / 115 CHAIR /  
OTTOMAN SQUARE / OTTOMAN RECTANGLE

\*Available in a range of modular components to suit any space



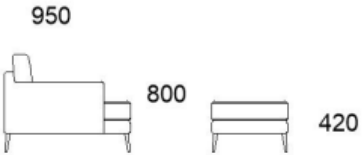


BOSS

STANDARD DEPTH: 950mm

STANDARD SOFA SIZES:

278 / 265 / 248 / 224 / 200 / 179 / 169 /  
81 CHAIR / OTTOMAN SQUARE

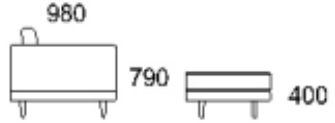


\*Available in a range of modular components to suit any space





# CHARLIE



STANDARD DEPTH: 980mm

STANDARD SOFA SIZES:

290 / 275 / 260 / 250 / 225 / 215 / 205 / 195 / 102 CHAIR /  
OTTOMAN SQUARE / OTTOMAN RECTANGLE

\*Available in a range of modular components to suit any space



FANULI-MADE



## CHLOE



FANULI-MADE



STANDARD DEPTHS: SHALLOW 990mm / DEEP 1040mm

STANDARD SOFA SIZES:

304 / 289 / 274 / 259 / 248 / 238 / 228 / 218 / 208 / 198 / CHAIR TBA  
OTTOMAN SQUARE / OTTOMAN RECTANGLE

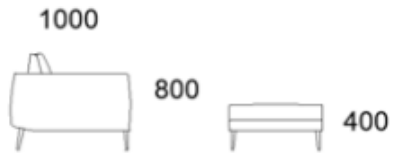
\*Available in a range of modular components to suit any space

\*Available in 185 & 205 sofa bed





## ELLIE



STANDARD DEPTHS: SHALLOW 950mm / DEEP 1000mm

STANDARD SOFA SIZES:

297 / 282 / 267 / 252 / 241 / 231 / 221 / 211 / 201 / 110 CHAIR /  
OTTOMAN SQUARE / OTTOMAN RECTANGLE.

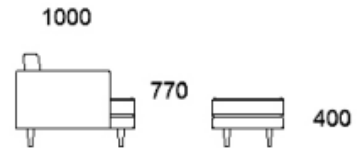
\*Available in a range of modular components to suit any space





FANULI-MADE

## FRANCIS DEEP



STANDARD DEPTH: 1000mm

STANDARD SOFA SIZES:

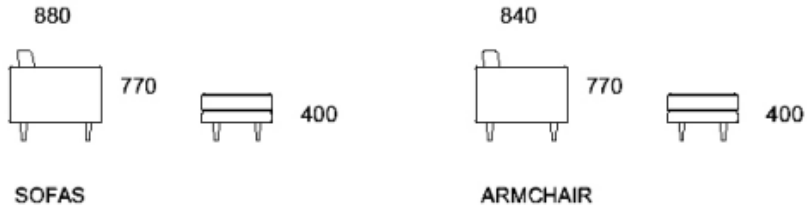
300 / 278 / 265 / 250 / 235 / 225 / 195 / 180 / 170 / 91 CHAIR /  
OTTOMAN SQUARE / OTTOMAN RECTANGLE

\*Available in a range of modular components to suit any space





## FRANCIS SHALLOW



STANDARD DEPTH: 880mm

STANDARD SOFA SIZES:

300 / 278 / 265 / 250 / 235 / 225 / 195 / 180 / 170 /  
91 CHAIR / OTTOMAN

\*Available in a range of modular components to suit any space





## GRACE



STANDARD DEPTH: 1000mm

STANDARD SOFA SIZES:

295 / 265 / 241 / 206 / 186 / 107 CHAIR /  
SMALL & LARGE OTT SQ. / SMALL & LARGE OTT. RECT.

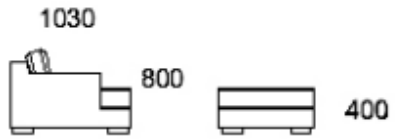
\*Available in a range of modular components to suit any space

\*Available in 185 & 205 sofa bed





## KEELY



STANDARD DEPTHS: SHALLOW 980mm / DEEP 1030mm

STANDARD SOFA SIZES:

305 / 290 / 275 / 260 / 245 / 235 / 225 / 215 / 205 / 195 / 102 CHAIR /  
OTTOMAN SQUARE / OTTOMAN RECTANGLE

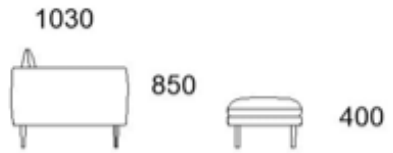
\*Available in a range of modular components to suit any space

\*Available in 185 & 205 sofa bed





## RENN



STANDARD DEPTH: 1030mm

STANDARD SOFA SIZES:

280 / 265 / 250 / 230 / 215 / 205 / 195 / 92 CHAIR /  
OTTOMAN SQUARE / OTTOMAN RECTANGLE

\*Available in a range of modular components to suit any space





ROMI

FANULI-MADE



STANDARD DEPTH: 1000mm

STANDARD SOFA SIZES:

280 / 265 / 250 / 230 / 215 / 205 / 195 / 92 CHAIR /  
OTTOMAN SQUARE / OTTOMAN RECTANGLE

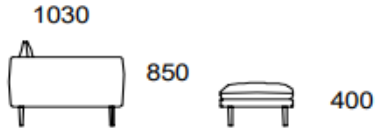
\*Available in a range of modular components to suit any space

\*Available in 185 & 205 sofa bed





# ROSSI



STANDARD DEPTH: 1030mm

STANDARD SOFA SIZES:

280 / 265 / 250 / 230 / 215 / 205 / 195 / 92 CHAIR /  
OTTOMAN SQUARE / OTTOMAN RECTANGLE

\*Available in a range of modular components to suit any space

FANULI-MADE





## SCARLETT (LOOSE COVER)



STANDARD DEPTH: 1000mm

STANDARD SOFA SIZES:

290 / 275 / 260 / 245 / 230 / 210 / 190 / 91 CHAIR /  
OTTOMAN SQUARE / OTTOMAN RECTANGLE

\*Available in a range of modular components to suit any space

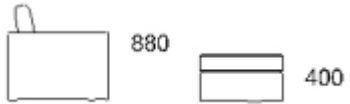
\*Available in 185 & 205 sofa bed





## SHORE (LOOSE COVER)

950 CHAIR  
1000 SOFA



STANDARD DEPTH: 1000mm

STANDARD SOFA SIZES:


300 / 285 / 270 / 255 / 240 / 225 / 215 / 205 / 195 / 85 CHAIR /  
OTTOMAN SQUARE / OTTOMAN RECTANGLE

\*Available in a range of modular components to suit any space


\*Available in 185 & 205 sofa bed

FANULI-MADE





Black



Choc




Mocha



Carbon



Cocoa



Silver Ash



Coastal Coco




Walnut




Champagne




Clear




Cherry



Light Walnut



Dark Walnut



Beech

## TIMBER LEG STAIN FINISHES

\*\*\*These images are used as a guide only, please refer to the physical timber samples for an exact colour match\*\*\*

FANULI-MADE

FANULI  
EST 1976  
MADE IN AUSTRALIA



## Handcrafted to last a lifetime

Our Fanuli-Made Sofa Collection offers high quality contemporary, Australian-made furniture with a relaxed sensibility that can be tailor made to suit any space.

For further information, please contact Ciaran and Joseph at the Sydney Contract Division.

### **FANULI SYDNEY**

02 9908 2660

269 Military Rd, Cremorne 2090

### **FANULI MELBOURNE**

03 9826 8777

681 Chapel St, South Yarra 3141

FANULI-MADE