

# BONALDO

## Groove

Designer: **Mauro Lipparini**

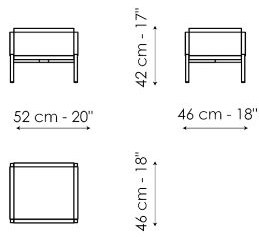


The elements of the system have been designed with a focus on the linear, graphic purity created by the wooden modules that form the drawers, sides and top, resting on a metal structure that serves as a base. The simple geometry of the

bedside tables and dresser set emphasises their practical function: this is mainly the case with the grooves on the front section, which are particularly highlighted by the design and serve as handles without being visible.

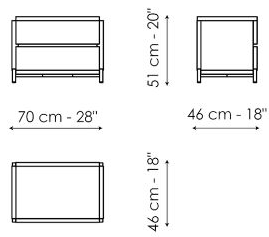


# Data sheet



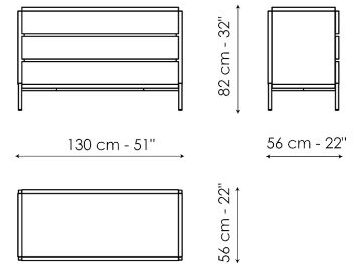
## Bedside table with one drawer

Width: 52cm  
Depth: 46cm  
Height: 42cm



## Bedside table with two drawers

Width: 70cm  
Depth: 46cm  
Height: 51cm



## Drawer chest

Width: 130cm  
Depth: 56cm  
Height: 82cm

# Finishes

## FRAME

Wood



**Veneered wood**  
Walnut Canaletto

---

## BASE

Metal




**Painted metal**  
Supreme anthracite

Plus Metal



**Painted metal**  
Mat bronze



**Painted metal**  
Mat lead



**Painted metal**  
Mat pearl gold



Materials, fabrics, leathers, colors and finishes are approximate and may slightly differ from actual ones. You can find the complete collection of Bonaldo fabrics and leathers on the website

